

Review Paper

Biological activities of benzimidazole derivatives: A review

P.M. Jadhav

Department of Chemistry, Shri Muktanand College, Gangapur, Aurangabad, MS, India
jadhavpm767@gmail.comAvailable online at: www.isca.in, www.isca.meReceived 17th March 2020, revised 4th September 2020, accepted 10th October 2020

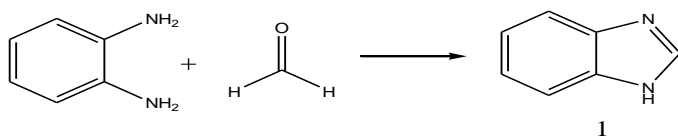
Abstract

The benzimidazole derivatives is an important drug in a therapeutics application of medicine, having varieties of biological activities including antihistamine, analgesics, antifungal, antiviral, antitumor, antiparasitic and use in endocrinology, cardiovascular disease, neurology and their synthesis is privileged scaffold. The literature reviews indicate that the substituted benzimidazole derivatives showed more potent biological activity. The benzimidazole derivatives are summarized in this review to know about pharmacological activities as well as chemistry.

Keywords: Benzimidazole, Antibacterial activity, Antiglycation activity and cytoprotective effect.

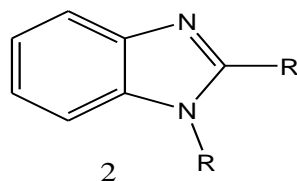
Introduction

Benzimidazole moieties are the class of heterocyclic aromatic organic compound has many applications in pharmaceutical industries. The bicyclic benzimidazole compound contains benzene and imidazole fused ring. Benzimidazole nucleus is a versatile pharmacophore showed various range of biological activities. Generally the condensation reactions of o-phenylenediamine with formic acid give benzimidazole.



Scheme-1: Condensation reactions.

Several methods are accessible for the synthesis of benzimidazoles (2). The synthesis of benzimidazole by the derivatization of benzimidazole by electron donating group and substitution with long chain of propyl, thio, thiazole-amino, acetamido, tetramethylpiperidine on pyridine showed good antiulcer activity. On the basis of their excellent biological activity, benzimidazole derivatives are used in medicine as antimicrobial agents, anti-viral agents, anti-ulcer and antitumor.

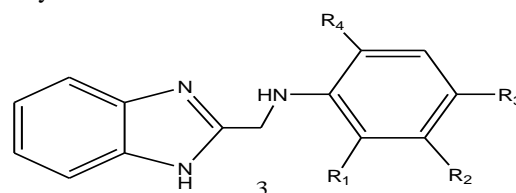


The benzimidazole derivatives showed varied pharmacological activity due to the potent antimicrobial properties. The different substituents on heterocyclic ring of benzimidazole causes a certain change of activity.

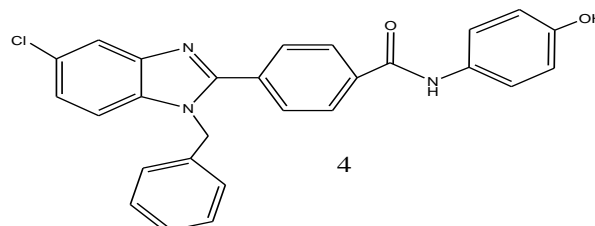
Some pharmaceutical drugs which contain a benzimidazole group include etonitazene, pantoprazole, mavatrep, albendazole, rabeprazole, lansoprazole, omeprazole etc. The drugs like pimozone, droperidol and benperidol anti protozoal agents which contains benzimidazole nucleus. The antiprotozoal drugs such as metronidazole, benzimidazole containing imidazole nucleus.

Biological Activities

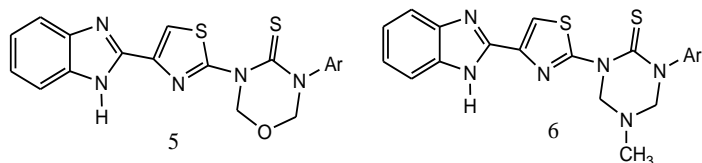
The series of 2-substituted benzimidazole derivatives (3) synthesized and tested for their anti-inflammatory and analgesic activities. All the synthesized compounds showed potent analgesic and anti-inflammatory activity in comparison with pentazocine and diclofenac sodium standard drug respectively¹.



The series of 1-benzyl-1H-benzimidazole derivatives synthesized and tested for their in vitro anticancer activity. Among the synthesized compounds, 4-(1-benzyl-5-chloro-1H-benzimidazol-2-yl)-N-(4-hydroxyphenyl) benzamide (4) showed potent anticancer activity².

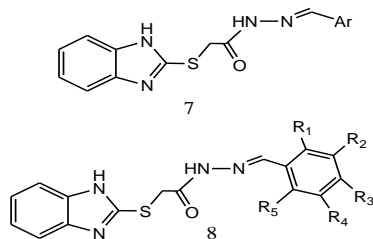


K. Gullapelli et al synthesized new benzimidazoles compounds and tested for antibacterial activity. Among the synthesized compounds, 5 and 6 showed a promising activity in comparison with Gentamycin as standard drug. The electron withdrawing substituent on benzene ring such as nitro and chloro showed more antibacterial activity. The docking study showed that compounds 5d and 6d showed good binding energy for topoisomerase II and for DNA gyrase subunit b respectively³.



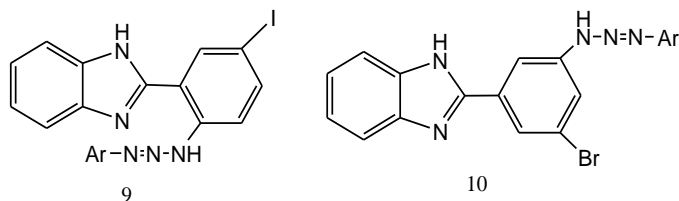
5 a and 6a = C₆H₅, 5 b and 6b = 4-CH₃ C₆H₄
5 c and 6c = 4-OCH₃ C₆H₄, 5 d and 6d = 4-NO₂ C₆H₄
5 e and 6e = 4-Cl C₆H₄

S. Yadav et al. synthesized benzimidazole derivatives (7-8) and tested for biological activities. Among the synthesized derivatives most of them were highly potent as antimicrobial agents in comparison with fluconazole and cefadroxil as standard drug. All the synthesized derivatives in comparison with the standard drug fluconazole showed high antifungal activity. Some compounds showed promising antifungal activity against *C. albicans*. The synthesized benzimidazole derivatives showed potent anticancer activity as compared with the 5-flourouracil and carboplatin as standard⁴.

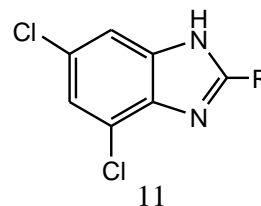


1. R₁= OCH₃, 2. R₂= OCH₃, 3. R₃= OCH₃, 4. R₁=R₃= OCH₃, 5. R₂=R₃=R₄= OCH₃
6. R₃= OH, 7. R₁= Cl, 8. R₃= Cl, 9. R₃= F, 10. R₃= Br
11. R₃= NO₂, 12. R₂= OCH₃, R₃= OH, 13. R₂= OCH₂CH₃, R₃= OH.
14. R₃= CHO, 16. R₁= OH, 17. R₃= N(CH₃)₂, 18. R₃= N(CH₂CH₃)₂.

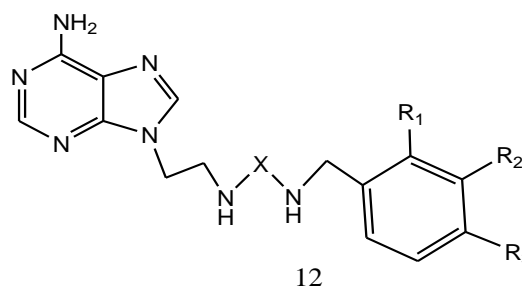
S.K. Mohanty et al. synthesized benzimidazoleazo derivatives (9-10) showed promising cytotoxic and antibacterial activities against *E. Coli*, *B. subtilis* and excellent potency against *M. Tuberculosis*. The result indicated that, the electron withdrawing group enhances the biological activity⁵.



Some derivatives of benzimidazole (11) synthesized from 3,5-dichlorobenzene-1,2-diamine with of arylaldehyde and tested for their antiglycation and antioxidant activity. Among the synthesized compounds, some showed most potent antiglycation activity. In comparison with synthesized compounds, 2,5-dihydroxy compound showed potent activity. The compounds 3,4-dihydroxyanalogs and 2,5-dihydroxyanalogs showed greater antioxidant potential as compared to standard propyl gallate. The studies showed that an active compound contains hydroxyl substituents thus showed antiglycation and antioxidant potential⁶.

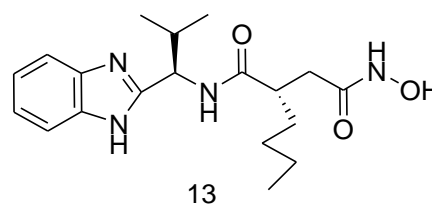


The synthesized adenines based benzimidazole derivatives and were tested for their antibacterial activity. The synthesized compound fluoro-substituted adenine-based sulfamide (12a) showed good activity against *C. albicans*. The diamine (12c) and adenine-based thiourea (12b) showed potent antibacterial activity against *B. anthracis*⁷.



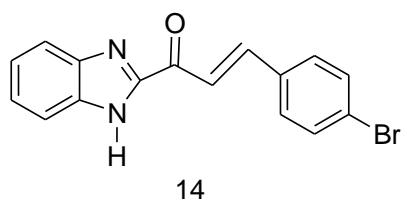
12a (x-SO₂, R₁& R₂-H, R₃-F), 12b(x- C=S, R₁ R₂ R₃-H), 12c(x-Ethyl, R₁ R₂ R₃-H),

A novel action in incorporated benzimidazole derivative (13) synthesized and tested for antibacterial activity against *K. pneumoniae*, *S. aureus*, and *S. lutea*. The unsubstituted benzimidazole ring compound (13) showed potent antibacterial activities⁸.

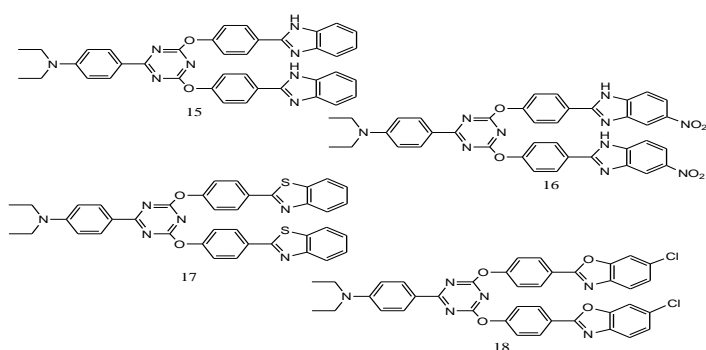


P. Janaki et al. synthesized substituted styryl 2-benzimidazole ketones were found to reflect satisfactory antifeedant activity. Some compounds showed good to moderate antifeedant activity.

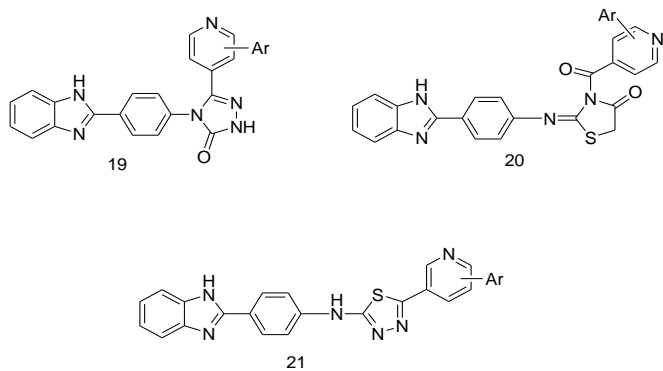
The result showed that the benzimidazole derivatives (14) showed a good antifeedant activity. The antifeedant activity of this compound depends on the concentration⁹.



The new benzimidazole (15-16), benzothiazole (17) and benzoxazole (18) derivatives screened for antimicrobial activity. These synthesized derivatives showed potent antibacterial activity and antifungal activity against bacterial strains. The result showed that oxazolemoieties containing derivatives gave better antifungal and antibacterial activity than benzothiazole and benzimidazole derivatives¹⁰.

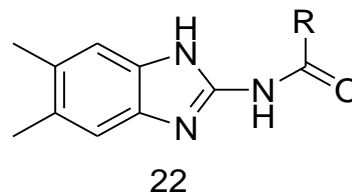


The synthesis of benzimidazole derivatives and tested for their antifungal and antibacterial activities. The synthesized benzimidazole derivatives 24, 29 and 30 showed good antibacterial activity. The compounds 15 and 19 showed moderate to good antifungal activity. The result showed that carbon atom of side chain at second position of benzimidazole derivatives increases which increase in the biological activity against *C. albicans*, *B. subtilis* and *S. aureus*¹¹.

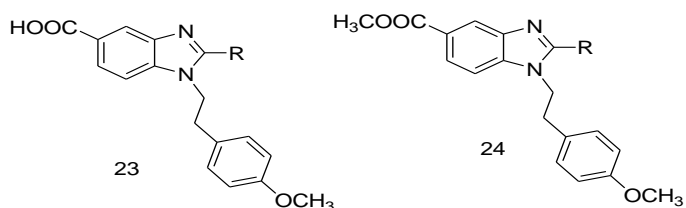


A.S. M. et al. synthesized benzimidazole compounds showed remarkable antimicrobial and antioxidant activities. The synthesized benzimidazole compound (22) showed promising

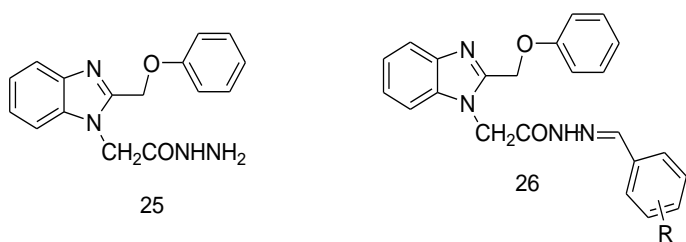
antimicrobial activity bacterial strains and potent ion chelating and radical scavenging activity. The substitution of a heterocyclic ring and electron withdrawing substituents at second position of the benzimidazole moiety showed more potent biologically active compounds¹².



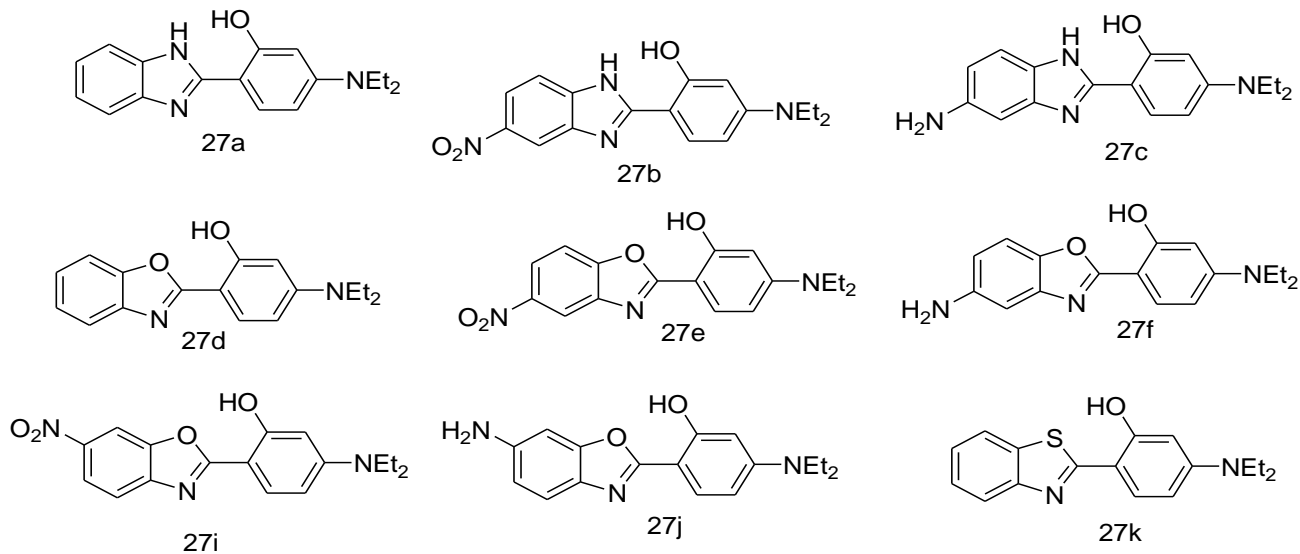
M.C. Sharma et al. synthesized benzimidazole derivatives (23 - 24) and tested for antileukaemic activity, The incorporation of fluorine, chlorine, methyl, nitro, substitution on aromatic ring at the R position would enhance the antileukaemic activity¹³.



The benzimidazole derivatives (25-26) synthesized and tested for the shown anticonvulsant activity and neurotoxicity. The compounds 25 and 26 exhibits potent anticonvulsant activity and lower neurotoxicity the study showed that electron withdrawing substituents such as NO₂, F and Cl enhance the activities of synthesized compound than the other substituents. The study showed that these compounds have potential anticonvulsant activity¹⁴.

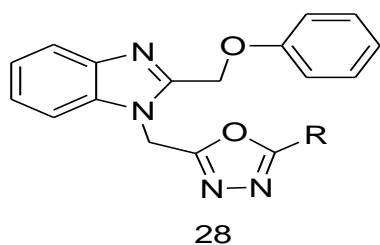


New class of 2-substituted benzimidazole derivatives (27) were synthesized and evaluated for antibacterial activities and antifungal activity against bacterial strains. The compounds 27a-27h showed good antibacterial activity. The compounds 27a-27c showed excellent antibacterial activities and 27d-27i derivatives showed moderate inhibitory action. The compound 27i shows excellent antifungal activity against bacterial strain. The study revealed most of the synthesized compounds showed excellent antibacterial activity and benzothiazole give excellent antifungal activity against fungal strain V.S. Padalkar et al¹⁵.



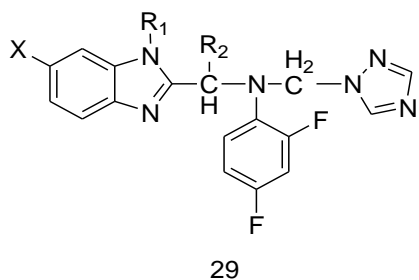
(27a-k)

The novel synthesized benzimidazole derivatives (28) were tested for their antimicrobial activity. The result showed that compound 28a, 28b, 28c and 28d is a most potent against bacterial strains. The compounds having electron withdrawing group were the showed potent antibacterial activity and antifungal activity against bacterial strains¹⁶.



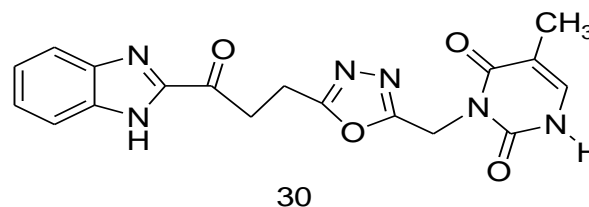
R=28a-4-CH₃C₆H₄, 28b-4-ClC₆H₄, 28c-4-BrC₆H₄, 28d-2-NO₂C₆H₄.

R.S. Kankate et al synthesised a novel benzimidazole derivatives (29) which contains tertiary amine moiety and triazole ring and screened for antifungal activity against *C. albicans* in comparison with fluconazole as standard¹⁷.

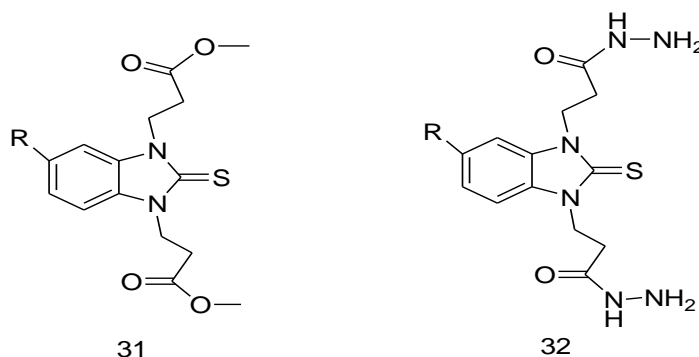


The benzimidazole derivatives were prepared and screened for anticipated antiproliferative activity. Among the synthesized compounds, 30 was exhibiting excellent antiproliferative

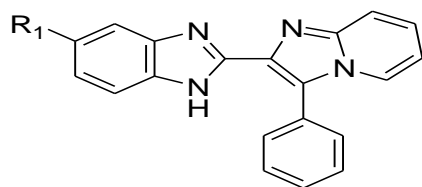
activity. The cytotoxic effects of this molecule were tested against standard chlorambucil and bendamustine¹⁸.



N.O. Anastassova et al. synthesized series of novel benzimidazole derivatives using aza-Michael addition and screening for their hepatotoxicity and the antioxidant activity. The compounds (31) and (32), showed lowest cytotoxic effects and exhibited significant cytoprotective and antioxidant effects similar to the quercetin¹⁹.

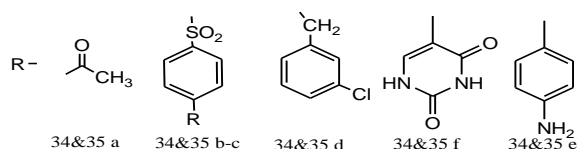
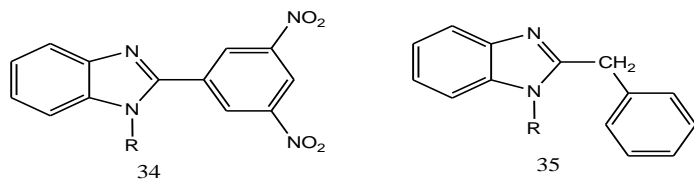


The synthesis of novel benzimidazole derivatives (33) and tested for antiproliferative activity. The compounds 33a, 33b and 33c showed promising antiproliferative activity. The compound 33a with treatment of MCF-7 cells showed moderate effect²⁰.

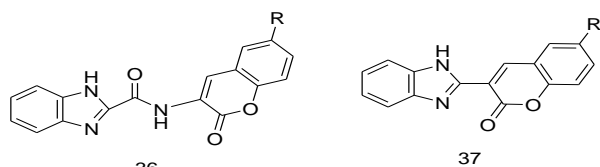


33
R₁=33a-H, 33b-CH₃, 33c-F

O.O. Ajani et al synthesized mono- and disubstituted benzimidazole derivatives. Among the synthesized compounds, the 34 and 35b-c showed most potent activity²¹.

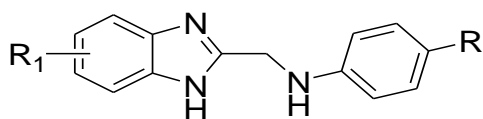


The coumarin-benzimidazole derivatives (36-37) synthesized by coupling coumarin derivatives and tested for antioxidant and anti-inflammatory activities. The compounds 36c, 36d and 37a showed good anti-inflammatory inhibition, and antioxidant activities²².



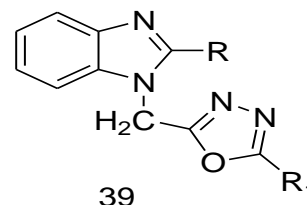
(R =36&37a-H, 36&37b-OCH₃, 36&37c-Br, 36&37d-Cl, 36&37e-NO₂)

K.C.S. Achar et al synthesized benzimidazole derivatives (38) and screened for analgesic and anti-inflammatory activities. Some of the synthesized compounds showed highest analgesic activity and some compounds showed good to moderate analgesic activity. The studies showed that the compounds which contain chloro group in the meta position of aniline ring substituent increases the anti-inflammatory²³.

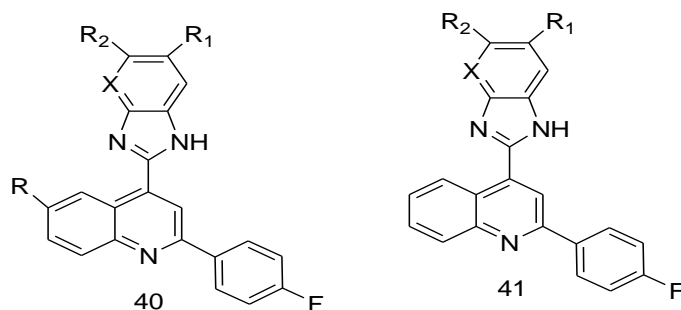


38
R₁ = H, Br, NO₂ and R= H, Cl, Br, CH₃, OCH₃

The benzimidazole derivatives (39) synthesized and screened for antimicrobial activity. Some compounds showed good to moderate antifungal and antibacterial activities. The study showed that with increase in the carbon atom in the side chain of oxadiazole ring on second position enhance the antimicrobial activity against bacterial strains and chemotherapeutic activity²⁴.

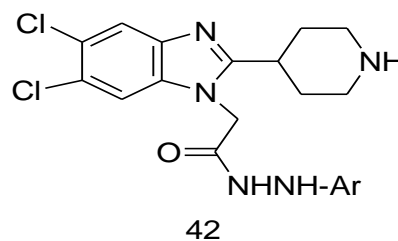


B. Garudachari et al. synthesized quinoline incorporated benzimidazole derivatives (40-41) and screened for their in-vitro antibacterial activity against bacterial strains. Some of the compounds exhibits good inhibition and some compounds showed significant antibacterial against microbial strains. Remaining all compounds showed good to moderate antibacterial activity. Some tested compounds showed significant antifungal activity against microbial strains some compounds active against fungal strains. The result concludes that pyridine ring and 4-fluorophenyl group in benzimidazole and quinoline ring respectively increases the antimicrobial activity²⁵.



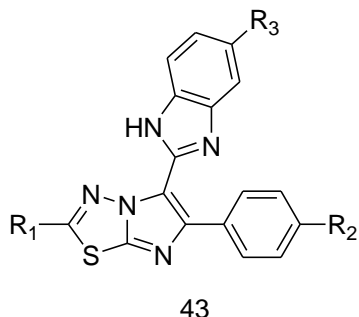
(40 R= H, Cl, F; R₁= Cl, F; R₂= H, Cl; X= CH, N) (41 R₁= H, Cl, F; R₂= H, Cl; X= CH, N)

Y. He et al. synthesized new benzimidazole derivatives and were screened against both *S. Aureus* and *E. coli*. The most of these benzimidazole derivatives showed good antibacterial activities. Some tested compounds exhibited low mM broad-spectrum activities²⁶.



42

J. Ramprasad et al. synthesized benzimidazole derivatives and tested for in vitro anti-tuberculosis activity against *M. tuberculosis* strain. The studies showed potent anti-tubercular activity this compounds. A substituent's such p-tolyl or p-chlorophenyl in the imidazo [2,1-b][1,3,4] thiadiazolering enhance anti-tuberculosis activity where as a chloro group in the benzimidazole ring increases anti-tuberculosis activity and nitro group reduces the activity of benzimidazole moiety. The imidazo [2,1-b][1,3,4] thiadiazole-benzimidazole derivatives showed promising antibacterial activity against bacterial strains and showed significant antioxidant activity²⁷.



Conclusion

The benzimidazole derivatives are an important in drug design. The reviewed benzimidazole derivatives showed wide varieties of potent biological activities including antimicrobial, analgesics, antitumor, antiparasitic, in cardiovascular disease, endocrinology and neurology. Literature survey revealed that some adenine, actinonin, thiazole, coumarin or quinoline derivatives of benzimidazole showed potent antimicrobial, anti-inflammatory and antioxidant activities.

References

1. Gurusamy Mariappan, RajibHarika, FarukAlam, Rashmi Karki, Uddhav Patangia and Shamalendu Nath (2015). Synthesis and biological evaluation of 2-substituted benzimidazole derivatives. *Arabian Journal of Chemistry*, 8, 715-719.
2. Nerella Sridhar Gouda, S. Mahammad Ghousea, Jatoth Vishnub, D. Komala, Venu Tallab, Ravi Alvalac, Jakkula Pranayd, Janish Kumard, Insaf A. Qureshid and Mallika Alvala (2019). Synthesis of 1-benzyl-1H-benzimidazoles as galectin-1 mediated anticancer Agents. *Bioorganic Chemistry*, 89, 103016.
3. Kumaraswamy Gullapelli, G. Brahmeshwari, M. Ravichander and Uma Kusuma (2017). Synthesis, antibacterial and molecular docking studies of new benzimidazole derivatives. *Egyptian Journal of Basic and Applied Sciences*, 4, 303-309.
4. Yadav, S., Lim, S. M., Ramasamy, K., Vasudevan, M., Shah, S. A. A., Mathur, A., & Narasimhan, B. (2018). Synthesis and evaluation of antimicrobial, antitubercular and anticancer activities of 2-(1-benzoyl-1H-benzimidazol-2-ylthio)-N-substituted acetamides. *Chemistry Central Journal*, 12(1), 1-14.
5. Sujit Kumar Mohantya, Anuradha Khuntiaa, N. Yellasubbaiah, C. Ayyannab, B. Naga Sudhaa, M. Sai Harikaa Sujit Kumar Mohantya, Anuradha Khuntiaa, N. Yellasubbaiah, C. Ayyannab, B. Naga Sudhaa and M. Sai Harikaa (2018). Design, synthesis of novel azo derivatives of benzimidazole as potent antibacterial and anti-tubercular agents. *Beni-Suef University Journal of Basic and Applied Sciences*, xx.
6. Muhammad Taha, Ashik Mosaddik, Fazal Rahim, Sajjad Ali, Mohamed Ibrahim and Noor Barak Almandil (2018). Synthesis, antiglycation and antioxidant potentials of benzimidazole derivatives. *Journal of King Saud University - Science*, xx.
7. Eissa, A. G., Blaxland, J. A., Williams, R. O., Metwally, K. A., Sobhy, M., Lashine, E. S. M., ... & Simons, C. (2016). Adenine and benzimidazole-based mimics of REP-3123 as antibacterial agents against *Clostridium difficile* and *Bacillus anthracis*: Design, synthesis and biological evaluation. *Bulletin of Faculty of Pharmacy, Cairo University*, 54(2), 197-207.
8. Zhang, D., Wang, Z., Xu, W., Sun, F., Tang, L., & Wang, J. (2009). Design, synthesis and antibacterial activity of novel actinonin derivatives containing benzimidazole heterocycles. *European journal of medicinal chemistry*, 44(5), 2202-2210.
9. Janaki, P., Sekar, K. G., & Thirunarayanan, G. (2016). Synthesis, spectral correlation and insect antifeedant activities of some 2-benzimidazole chalcones. *Journal of Saudi Chemical Society*, 20(1), 58-68.
10. Padalkar, V. S., Gupta, V. D., Phatangare, K. R., Patil, V. S., Umape, P. G., & Sekar, N. (2014). Synthesis of novel dipodal-benzimidazole, benzoxazole and benzothiazole from cyanuric chloride: Structural, photophysical and antimicrobial studies. *Journal of Saudi Chemical Society*, 18(3), 262-268.
11. Kuldipsinh P. Barot, Kuntal S. Manna and Manjunath D. Ghate (2017). Design, synthesis and antimicrobial activities of some novel 1,3,4-thiadiazole, 1,2,4-triazole-5-thione and 1,3-thiazolan-4-one derivatives of Benzimidazole. *Journal of Saudi Chemical Society*, 21, S35-S43.
12. Aruna Sindhe M., Yadav D. Bodke, Kenchappa R., Sandeep Telkar, Chandrashekar A. and Vinoda B.M. (2016). Catalytic assemble of 2-amino-5,6-dimethyl-1H-benzimidazole with carboxylic acids and evaluation of their antimicrobial and antioxidant activities. *Journal of Taibah University Medical Sciences*, 11(5), 418-426.
13. Sharma, M. C. (2016). QSAR studies of novel 1-(4-methoxyphenethyl)-1H-benzimidazole-5-carboxylic acid

- derivatives and their precursors as antileukaemic agents. *Journal of Taibah University for Science*, 10(1), 122-130.
14. Shaharyar, M., Mazumder, A., Garg, R., & Pandey, R. D. (2016). Synthesis, characterization and pharmacological screening of novel benzimidazole derivatives. *Arabian Journal of Chemistry*, 9, S342-S347.
 15. Vikas S. Padalkar, Bhushan N. Borse, Vinod D. Gupta, Kiran R. Phatangare, Vikas S. Patil, Prashant G. Umape and N. Sekar (2016). Synthesis and antimicrobial activity of novel 2-substituted benzimidazole, benzoxazole and benzothiazole derivatives. *Arabian Journal of Chemistry*, 9, S1125-S1130.
 16. Shaharyar, M., Mazumder, A. & Abdullah, M. M. (2017). Synthesis, characterization and antimicrobial activity of 1, 3, 4-oxadiazole bearing 1H-benzimidazole derivatives. *Arabian Journal of Chemistry*, 10, S503-S508.
 17. Rani S. Kankate, Parag S. Gide and Deepak P. Belsare (2015). Design, synthesis and antifungal evaluation of novel benzimidazole tertiary amine type of fluconazole analogues. *Arabian Journal of Chemistry*, xx.
 18. Rashid, M., Husain, A., Mishra, R., Karim, S., Khan, S., Ahmad, M., ... & Khan, S. A. (2019). Design and synthesis of benzimidazoles containing substituted oxadiazole, thiadiazole and triazolo-thiadiazines as a source of new anticancer agents. *Arabian Journal of Chemistry*, 12(8), 3202-3224.
 19. Neda O. Anastassova, AneliaTs. Mavrova, Denitsa Y. Yancheva, Magdalena S. Kondeva-Burdina, Virginia I. Tzankova, Simeon S. Stoyanov, Boris L. Shivachev, Rositsa P. Nikolova (2018). Hepatotoxicity and antioxidant activity of some new N,N0-disubstituted benzimidazole-2-thiones, radical scavenging mechanism and structure activity relationship. *Arabian Journal of Chemistry*, 11, 353-369.
 20. P.V. Sri Ramya, Srinivas Angapelly, Routhu Sunitha Rani, Chander Singh Digwal, C. Ganesh Kumar, Bathini Nagendra Babu, Lalita Guntuku, Ahmed Kamal (2017). Hypervalentiodine (III) catalyzed rapid and efficient access to benzimidazoles, benzothiazoles and quinoxalines: Biological evaluation of some new benzimidazole-imidazo[1,2-a]pyridine conjugates. *Arabian Journal of Chemistry*, xx.
 21. Olayinka O. Ajani, Olayinka O. Tolu-Bolaji, Shade J. Olorunshola, Yuxia Zhao and Damilola V. Aderohunmu (2017). Structure-based design of functionalized 2-substituted and 1,2-disubstituted benzimidazole derivatives and their in vitro antibacterial efficacy. *Journal of Advanced Research*, 8, 703-712.
 22. Arora, R. K., Kaur, N., Bansal, Y., & Bansal, G. (2014). Novel coumarin-benzimidazole derivatives as antioxidants and safer anti-inflammatory agents. *Acta Pharmaceutica Sinica B*, 4(5), 368-375.
 23. Kavitha C.S. Achar, Kallappa M. Hosamani, Harisha R. Seetharamareddy (2010). In-vivo analgesic and anti-inflammatory activities of newly synthesized benzimidazole derivatives. *European Journal of Medicinal Chemistry*, 45, 2048-2054.
 24. K.F. Ansari, C. Lal (2009). Synthesis, physicochemical properties and antimicrobial activity of some new benzimidazole derivatives. *European Journal of Medicinal Chemistry*, 44, 4028-4033.
 25. Garudachari, B., Satyanarayana, M. N., Thippeswamy, B., Shivakumar, C. K., Shivananda, K. N., Hegde, G., & Isloor, A. M. (2012). Synthesis, characterization and antimicrobial studies of some new quinoline incorporated benzimidazole derivatives. *European journal of medicinal chemistry*, 54, 900-906.
 26. He, Y., Yang, J., Wu, B., Risen, L., & Swayze, E. E. (2004). Synthesis and biological evaluations of novel benzimidazoles as potential antibacterial agents. *Bioorganic & medicinal chemistry letters*, 14(5), 1217-1220.
 27. Ramprasad, J., Nayak, N., Dalimba, U., Yogeeswari, P., Sriram, D., Peethambar, S. K., ... & Kumar, H. S. (2015). Synthesis and biological evaluation of new imidazo [2, 1-b][1, 3, 4] thiadiazole-benzimidazole derivatives. *European journal of medicinal chemistry*, 95, 49-63.